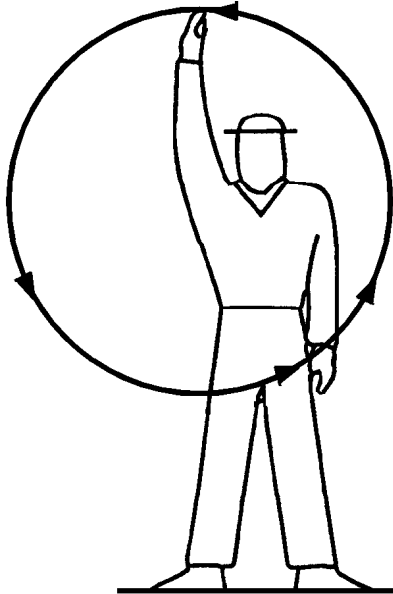
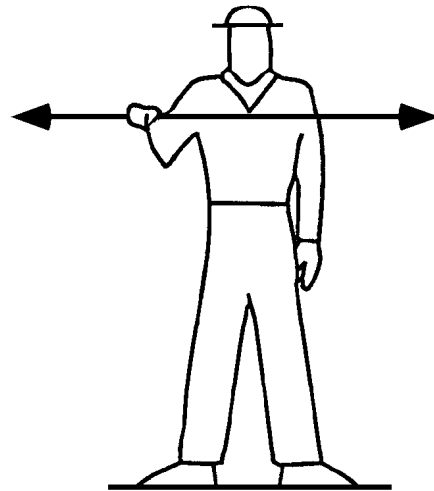


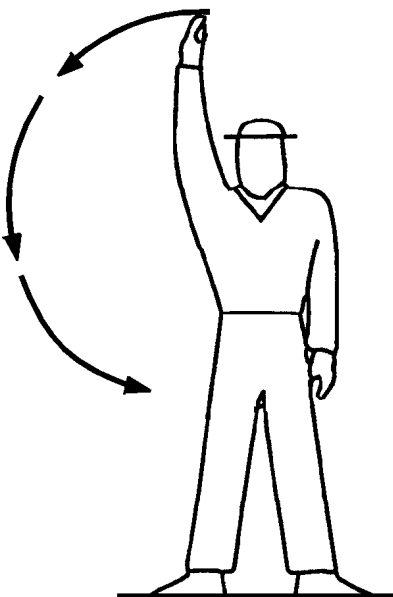
## HAND SIGNALS



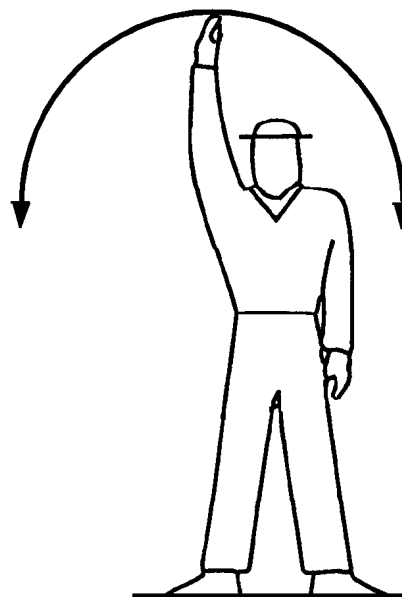
**Reverse or back up:** With arm fully extended, swing in full circle in front of the body.



**Stop or shut down:** Swing arm (palm down), flag or light back and forth in a level motion in front of the body, chest high.




**Turn:** Hold arm, flag, or light, directly overhead and swing downward on the side of the turn.




**Caution:** Wave arm, flag or light back and forth in a half circle at arms length.


## WINCH SIGNALS



**In**




**Out**




**Stop**

**Night signals:** Same as above with light pointing in direction of thumb. In case of stop, point light at operator.



Move vehicle to the left.



Move vehicle to the right.