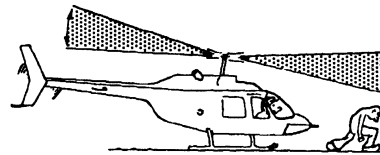

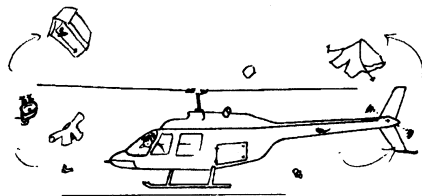


BE ALERT AND STAY ALIVE AROUND HELICOPTERS

1. Don't smoke in or around the helicopter.
2. Don't touch the plastic bubble or any moving parts.
3. Make sure your seat belt is inside before closing the door.



Approach and leave the helicopter crouched over.



Keep the landing zone area clean— The downwash will lift and move an amazing variety of things.

PROTECTING YOURSELF

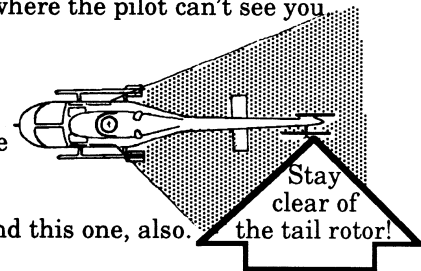
1. Fasten seat belt after boarding and leave it on until you get out.
2. Know about emergency procedures, exits, and escape procedures.
3. Dress properly for the operating environment.
4. Keep clear of landing zones when the helicopter is landing or taking off, especially with external loads.
5. Shield your eyes near a helicopter when it is landing or taking off.



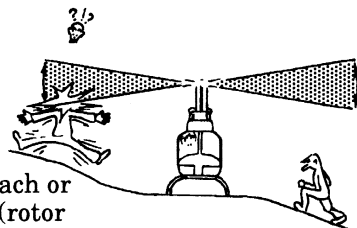
Don't slam the door—close them gently and don't let them swing in the wind.

When directing the helicopter, stand with your back to the wind, arms outstretched in the direction of the pad.

Always avoid this blind spot where the pilot can't see you.




And this one, also.



Never approach or leave uphill (rotor blades are expensive).

Always approach from the downhill side.

Never throw any object near the helicopter.



Carry tools and other long objects horizontally below the waist level, not upright or over the shoulder.

Don't make a campfire near the pad— you don't need another one to put out.

Hold on to your hat.