






Information Sheet #1

# California Dept. of Forestry & Fire Protection



## GROUP FIRE SHELTER DEPLOYMENT GUIDELINES

**SURVIVE!**



### FIRE SHELTER DEPLOYMENT GUIDELINES

- LCES (LOOKOUTS, COMMUNICATIONS, ESCAPE ROUTES, SAFETY ZONES)
- PPE including shrouds & hoods correctly worn & closed tight
- FF's check each other's PPE
- Capt. Sizes-up fire spread direction
- Capt. Selects shelter site maximum distance away from fire
- Capt. considers flame length & clearance
- Capt. Directs & supervises shelter deployment
- Crew disciplined & controlled
- Crew moves quickly to deploy
- FF's clear vegetation from shelter site
- Crew discards tools away from deployment site
- Crew discards fuel cans at least 30' away
- FF's tightly hold shelters
- FF's enter shelter on ground below heat line
- FF's locate head away from fire
- Shelters in tight formation
- FF's balloon shelters for maximum air insulation
- FF's body away from shelter surface
- FF's anchor shelter with arms & feet
- FF's quiet in shelter until Capt. takes roll call
- Capt. takes roll call in shelter
- Capt. notifies line supervisor of deployment
- FF's do not soak selves with water
- FF's may drink water in shelter
- FF's talk to each other while in shelter
- Capt. determines when to exit shelter
- Capt. determines where to go or redeploy
- Capt. takes roll call after exit
- Capt. initiates EMS, as necessary

**THINK & PRACTICE**

**LCES**

Division Chief John R. Hawkins, Revision #3, May 7



**THIS PAGE  
INTENTIONALLY  
LEFT BLANK**